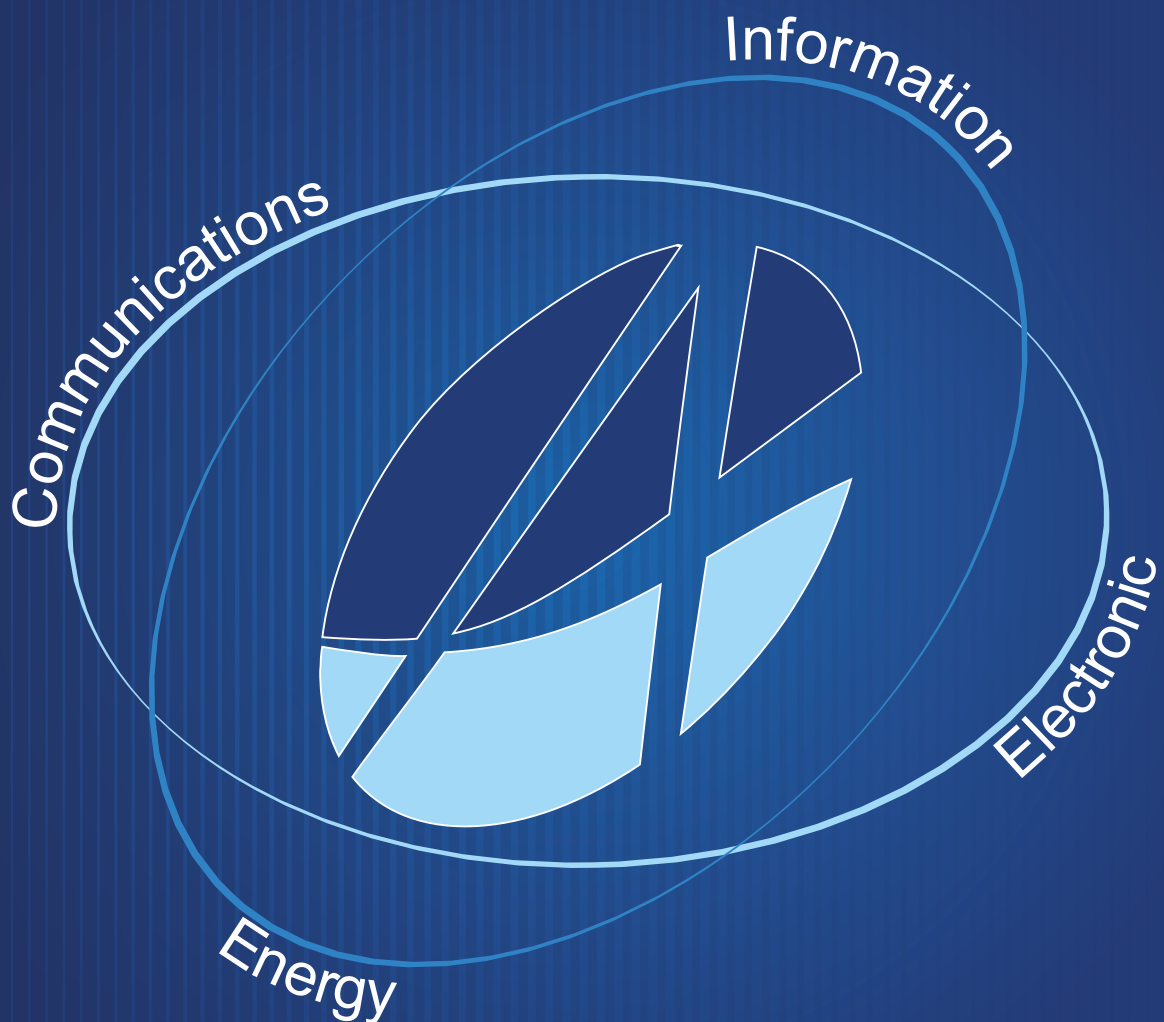


The Journal of **CIEES**

Communications, Information, Electronic & Energy Systems

Print ISSN: 2738-7283
Online ISSN: 2738-7291

Year 2024
Volume 4 (1)



No liability is assumed by the editorial staff for the content of scientific papers and opinions published in this volume. They represent the author's point of view.

Editorial

As a result of widening the spectrum of communication, dissemination and implementation of scientific research results, in 2020 was founded the association journal (magazine), issued under the name The Journal of CIEES appearing both in print (ISSN: 2738-7283), and online (ISSN: 2738-7291) format with DOI: <https://doi.org/10.48149/jciees>.

The Journal of CIEES is published in English and it is open access, peer-reviewed international scientific journal publishing papers submitted by authors themselves for publishing and invited by the Editorial Board. The Journal of CIEES covers all the essential branches of theories, technologies, systems, tools, applications, work in progress, and experiences on all theoretical and practical issues arising in telecommunications, electronics, signal processing and applications, information technologies, energy systems and etc.

As always, many people have contributed to this issue including all authors, the anonymous reviewers, the Associate Editors, the Editorial Advisory Board and, of course, our outstanding production team. We wish to acknowledge each individual's contributions, and to also express our gratitude for everyone's commitment. We hope you enjoy this first issue of The Journal of CIEES.

We have had the privilege to publish truly outstanding, quality manuscripts that, judging by the response of our reviewers and readers, are important contributions to their respective fields of research. We want to take this moment to thank all of our reviewers and authors for entrusting us with their discoveries.

Editors-in-Chief:

Prof. TEODOR ILIEV, PhD
University of Ruse, Bulgaria

&

Prof. IVAYLO STOYANOV, PhD
University of Ruse, Bulgaria

MANAGING EDITORIAL BOARD

Editors-in-Chief:

Prof. Teodor ILIEV, PhD
*University of Ruse
Bulgaria*

Prof. Ivaylo STOYANOV, PhD
*University of Ruse
Bulgaria*

Associate Editor-in-Chief:

Prof. Grigor MIHAYLOV, PhD
*University of Telecommunications and Post
Bulgaria*

Chairman of the Editorial Advisory Board:

Prof. RENATO FILJAR, PhD
*Krapina University of Applied Sciences
Croatia*

Editorial Advisory Board:

Prof. Iliya ILIEV, PhD - University of Ruse, Bulgaria
Assoc. Prof. Bogdan POPA, PhD - University POLITEHNICA of Bucharest, Romania
Assoc. Prof. Gani BALBAYEV, PhD - Academy of logistics and transport, Kazakhstan
Prof. Felipe PENARANDA-FOIX, PhD - Universidad Politécnic de Valencia, Spain
Assoc. Prof. Angel TERZIEV, PhD - Technical university of Sofia, Bulgaria
Prof. Goran DJORDJEVIC, PhD - University of Nis, Serbia
Assoc. Prof. Selahattin KOSUNALP, PhD- Bandirma Onyedi Eylul University, Turkey
Assoc. Prof. Stanimir SADINOV, PhD - Technical university of Gabrovo, Bulgaria
Assoc. Prof. Marko HORVAT, PhD - University of Zagreb, Croatia
Assist. Prof. Danijela EFNUSHEVA, PhD - University "Ss. Cyril and Methodius", Republic of
North Macedonia
Lecturer Irena POPOVIC - Krapina University of Applied Sciences, Croatia

Web Design Editor:

Assoc. Prof. Yordan DOYCHINOV, PhD
*University of Ruse
Bulgaria*

English Language Editor:

Assoc. Prof. Diana ILIEVA, PhD
*University of Telecommunications and Post
Bulgaria*

The Journal of CIEES

Volume 4, Issue 1 / 2024

Print (ISSN: 2738-7283) & Online (ISSN: 2738-7291)

<http://journal.ciees.eu>

E-mail: publication@ciees.eu

Published by: CIEES Association Press, Bulgaria

Copyright: Association on Communications, Information, Electronic and Energy Systems

CONTENTS

Determination of the parameters of a DC motor with parallel excitation by a genetic algorithm.....	7
Anka Krasteva, Donka Ivanova, Vyara Ruseva	

Determination of the Parameters of a DC Motor with Parallel Excitation by a Genetic Algorithm

Anka Krasteva^{1,*}, Donka Ivanova², Vyara Ruseva³

¹Department of Electric Power Engineering, “Angel Kanchev” University of Ruse, Bulgaria

²Department of Automatics and Mechatronics, “Angel Kanchev” University of Ruse, Bulgaria

*E-mail of corresponding author: akrasteva@uni-ruse.bg

Abstract: This paper presents a method of determining the parameters of a DC motor with parallel excitation by the use of a genetic algorithm. An approach is described for determining the mutual induction coefficient, the equivalent moment of inertia of the motor armature, the coefficient of friction and the friction torque based on the transient response graphs of the armature current and the rotational frequency of the motor. The measured resistance and inductive reactance of the armature and field windings of the motor are used as input data in the optimization procedure. The determined correlation coefficient, mean deviation error and mean square error between the experimentally taken and model-derived transient response graphs of the armature current and rotational frequency of the motor confirm the applicability of the presented approach.

Received 8 May 2024

Accepted 28 June 2024

Published 26 September 2024

Keywords: DC motor, Matlab, Genetic Algorithm.

1. Introduction

DC motor drives are used in industry because they are easy to model and control. The problem is that some of the parameters of the DC motor, such as the armature winding resistance, armature winding inductance, field winding resistance and inductance can be measured while others, such as the coefficient of mutual induction, the equivalent moment of inertia of the armature, the friction coefficient and friction torque, are unknown. Therefore, an accurate mathematical model of the motor cannot be built and appropriate control cannot be implemented.

The determination of motor parameters is a subject of research. Various optimization techniques [1] are used, as well as model searching algorithms [2], the method of moments [3], the regression method [4]. There is an increasing use of evolutionary methods, among which is the GA [5,6,7,8]. It is a stochastic method for solving optimization problems with or without constraints, based on natural selection - the process determining biological evolution. The GA changes the population of individuals at each step, selecting those from the current generation that will continue their evolution, i.e., they will be used for the next generation. The best individuals are selected on the basis of a functional or functionals (objective functions) that provide an estimate of the fitness of the individual for the desired solution. The advantage of the GA over classical optimization methods is that it generates a population of individuals (points) at each iteration, and the optimal solution is reached by the fittest point in the population, as opposed to classical methods where one point is generated at each iteration, and the

optimal solution is reached by a sequence of points.

The genetic algorithm can be applied to solve a number of optimization problems for which standard optimization methods are not suitable, including those where the objective function is discontinuous, non-differentiable, stochastic, or strongly nonlinear.

The aim of this paper was to use a genetic algorithm to determine the parameters of a DC motor, i.e., the coefficient of mutual induction, the equivalent moment of inertia of the armature, the coefficient of friction and the friction torque, using as input data the transient response graphs of the speed and armature current as well as the measured values of the resistance and inductive reactance of the armature and field windings.

2. Explanation

The object of study was a model of a DC motor with parallel excitation with rated power $P_r = 3$ kW, rated voltage $U_r = 220$ V and rotational frequency $n = 1500$ min⁻¹ [9].

The stages required to achieve the objective of this paper were as follows:

- Building a virtual model of a DC motor in Simulink;
- Measuring the resistance and inductive reactance of the armature and field windings;
- Experimentally obtaining data of the transient response graphs of the angular speed and armature current during idling of the DC motor;
- Determining the parameters of the motor under study by a genetic algorithm;
- Comparing the experimentally obtained transient response graphs of the angular speed and armature current of the motor with those obtained by the virtual model whose motor parameters were determined by a GA.



© The Author(s). Published by CIEES Association Press. This work is licensed under a Creative Commons Attribution-NonCommercial-NoDerivs 4.0 Generic License.

The motor model shown in Figure 1 was synthesized in Simulink [10, 11]. The model was built using the blocks from the SimPowerSystems library, namely DC Voltage Source – a DC voltage source supplying the armature and field windings of the motor respectively; DC Machine – a model of a DC machine; Constant – used to set the motor shaft load (resistive torque); Demux

– measurement block; Scope 1, Scope 2, Scope 3, Scope 4 – used to take the respective readings of the motor shaft angular speed (ω), the armature current value (i_a), the field current value (i_f), and the electromagnetic torque of the motor (M_e).

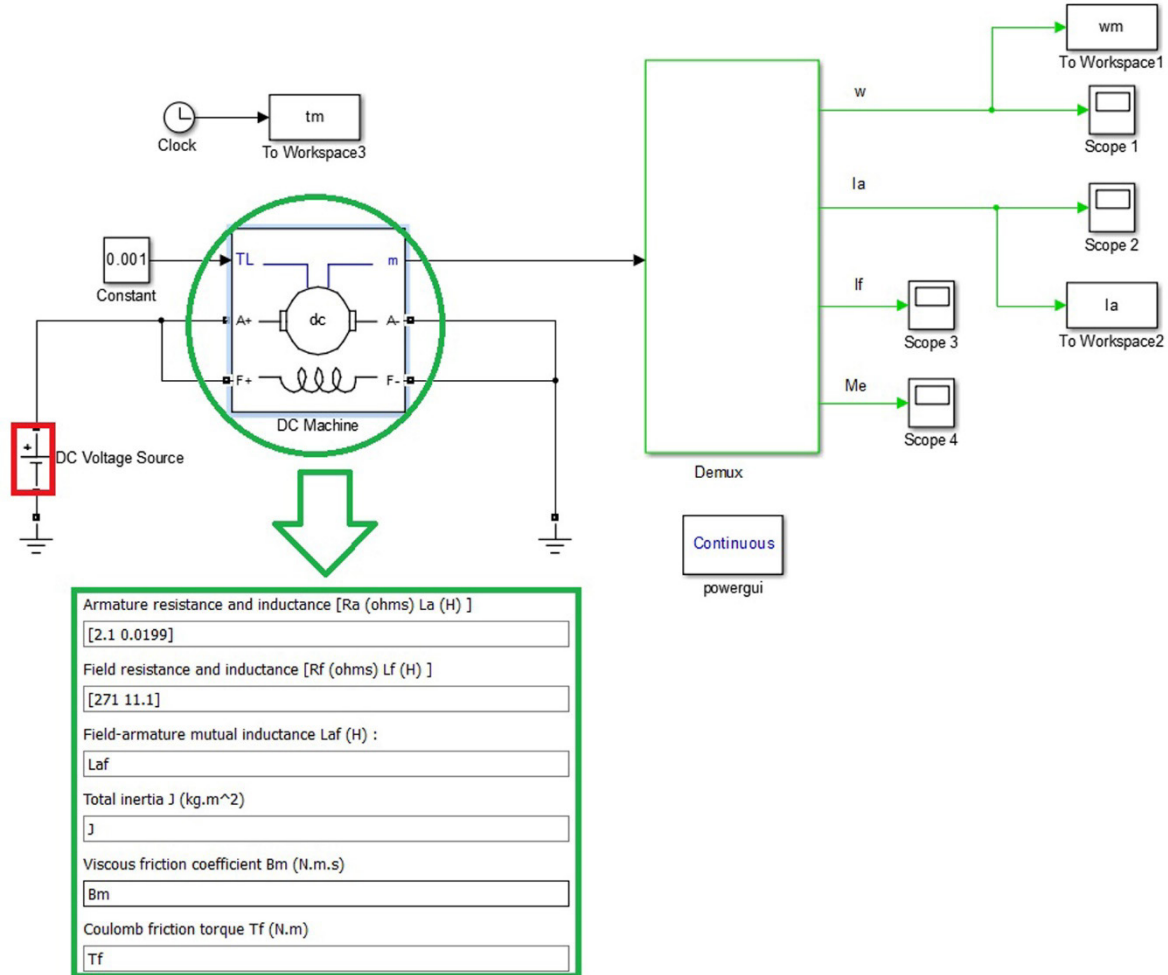


Fig. 1. Virtual model of study of a DC motor with parallel excitation.

The mathematical model that described the dynamics of an electric DC motor drive consisted of the following differential equations describing the electrical and mechanical processes in the drive:

$$U = E + Ri + L \frac{di}{dt}; \quad (1)$$

$$M - M_c = J \frac{d\omega}{dt}, \quad (2)$$

where U is the voltage of the armature winding of the motor, V ; E – the armature electromotive force (EMF), V ; i – the armature current, A ; Φ – the magnetic flux in the air gap, Wb ; M – the motor electromagnetic torque, $N.m$; M_c – the resistive torque, $N.m$; ω – the rotational speed of the motor shaft, $rad.s^{-1}$; R – the resistance of the armature circuit, Ω ; L – the inductance of the armature

circuit, H ; J – the total moment of inertia of the armature and load, $kg.m^2$.

The following motor parameters had to be entered in the respective setting fields (DC_Machine block in Fig.1): R_a – resistance of the armature winding; L_a – inductance of the armature winding; R_f and L_f –resistance and inductance of the field winding. They were measured and their values are shown in Table 1.

Table 1. Parameters of the motor under study

R_a, Ω	L_a, H	R_f, Ω	L_f, H
2.1	0.0199	271	11.1

The experimentally obtained transient response graphs of the angular speed of the motor shaft ω_s and the armature current i_s are shown in Figure 2 and Figure 3.

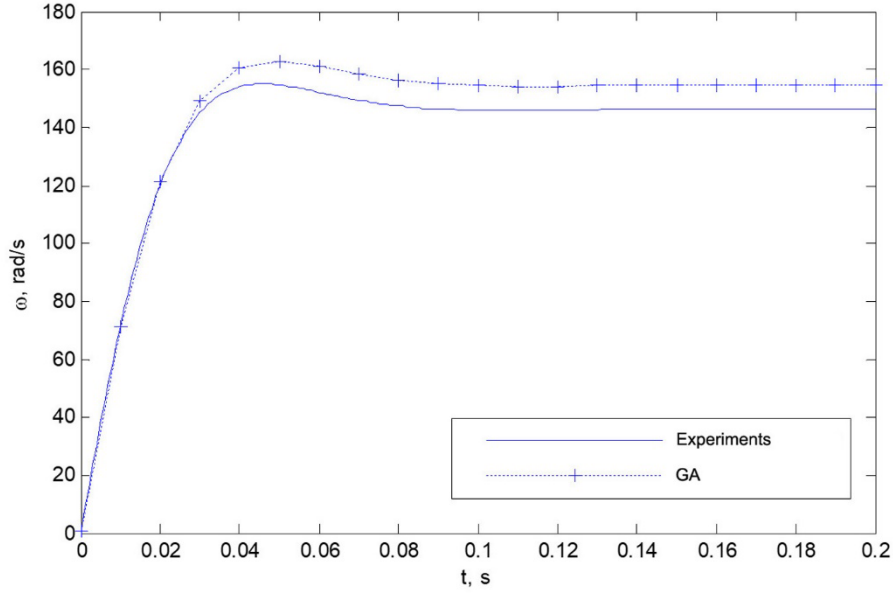


Fig. 2. Transient response graph of the angular speed of the DC motor with parallel excitation under study.

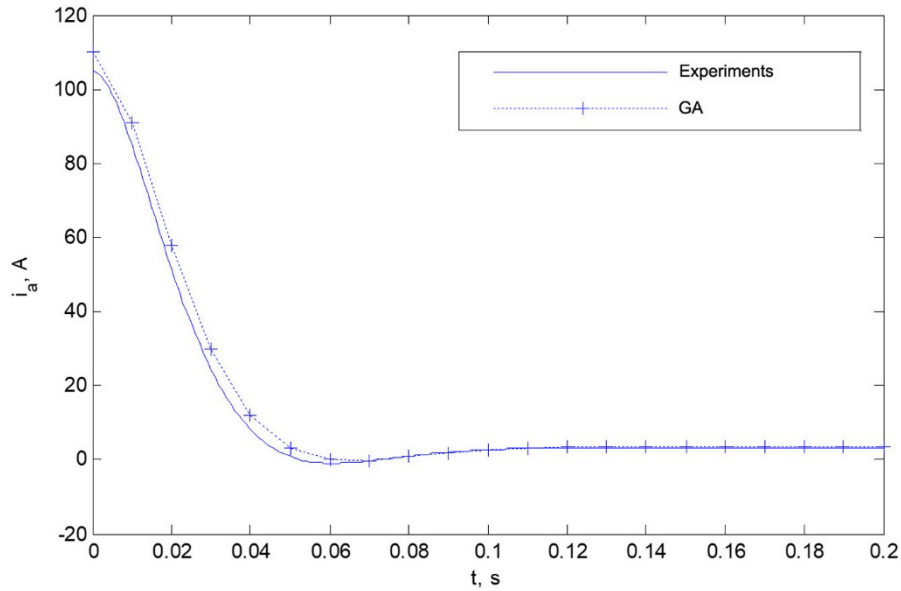


Fig. 3. Transient response graph of the armature current of the DC motor with parallel excitation under study.

In order to determine the parameters of the DC motor under study by a GA, the values of the resistance and inductive reactance of the armature and field windings were entered in the DC_Machine block in Fig. 1. The wanted parameters were the mutual induction coefficient, the equivalent moment of inertia of the motor armature, the coefficient of friction and the friction torque. When simulating the operation of the motor under study using the model in Fig. 1, the obtained data (in Scope 1) for the armature current i_{GA} and the rotational speed of the motor shaft ω_{GA} were sent to the MATLAB workspace. The experimentally obtained data for the armature current i_s and the rotational speed of the motor shaft ω_s were also present in the workspace. The F function that computed the optimization criterion was recorded in the M-file. It contained the declared global variables L_{af}, J, B_m, T_f, i_s

and ω_s . The **sim** command was used to call the SIMULINK model and compute the corresponding objective function.

$$F = \frac{1}{N} \sum_{i=1}^N \left(\left(\frac{i_{GA} - i_s}{i_{s,max}} \right)^2 + \left(\frac{\omega_{GA} - \omega_s}{\omega_{s,max}} \right)^2 \right), \quad (3)$$

The genetic algorithm was run using the **gamultiobj** command. The vectors defining the lower and upper bounds of the optimization parameters L_{af}, J, B_m and T_f , were set within bounds that included their expected values.

The optimization procedure was terminated when the set accuracy level was reached. The transient response graphs of the angular speed and armature current of the DC motor with parallel excitation under study (Figure 2

and Figure 3), as well as the parameters of mutual induction coefficient $L_{af} = 1,8$, the equivalent moment of inertia of the motor armature $J = 0,02$, the coefficient of friction $B_m = 0,0295$ and the friction torque $T_f = 0,0058$, were obtained by a GA.

In this work, the correlation coefficient R was calculated by the formula

$$R = \frac{N \sum_{i=1}^N Y_{M,i} Y_{e,i} - \sum_{i=1}^N Y_{M,i} \sum_{i=1}^N Y_{e,i}}{\sqrt{(N \sum_{i=1}^N Y_{M,i}^2 - (\sum_{i=1}^N Y_{M,i})^2)(N \sum_{i=1}^N Y_{e,i}^2 - (\sum_{i=1}^N Y_{e,i})^2)}} \quad (4)$$

where $Y_{e,i}$ represented the i -th measurement, $Y_{M,i}$ represented the armature current (angular speed) for the corresponding measurement, N was the number of observations.

The obtained values for the coefficient of correlation for the angular velocity and the armature current were as follows: $R_\omega = 0.9990$, $R_i = 0.9991$.

The mean bias error MBE and the mean squared error $RMSE$ were calculated by the following formulas:

$$MBE = \frac{1}{N} \sum_{i=1}^N |Y_{e,i} - Y_{M,i}|; \quad (5)$$

$$RMSE = \left[\frac{1}{N} \sum_{i=1}^N (Y_{e,i} - Y_{M,i})^2 \right]^{\frac{1}{2}} \quad (6)$$

The obtained error values for the angular speed were: $MBE_\omega = 6.9833$, $RMSE_\omega = 6.5488$, and for the armature current: $MBE_i = 1.6757$, $RMSE_i = 2.7024$.

The correlation coefficient was close to one, while the mean bias error and mean squared error between the experimentally taken and the model-derived transient response graphs of the armature current and rotational frequency of the motor were less than 7%.

3. Conclusion

This paper presents an approach for determining the parameters of DC motors when such parameters are unknown. A genetic algorithm was used with the following input data: the resistance and inductive reactance of the armature and field windings of the motor, the transient response graphs of the armature current and the angular speed. The output (wanted) data were the mutual induction coefficient, the equivalent moment of inertia of the motor armature, the coefficient of friction and the friction torque.

The study was conducted on a DC motor with parallel excitation. The motor parameters and the transient response graphs of the angular speed and armature current were determined using a genetic algorithm.

The determined correlation coefficient, mean bias error and mean squared error between the experimentally taken and model-derived transient response graphs of the armature current and rotational frequency of the motor confirm the applicability of the presented approach.

References

- [1] Adewusi, S. (2016). Modeling and Parameters Identification of a DC Motor Using Constraint Optimization Technique. *IOSR J. Mech. Civ. Eng.* vol. 13, pp. 46–56.
- [2] Avoda, M. L. & Ramzy, S. A. (2019). Parameter Estimation of a Permanent Magnets DC motor. *Iraqi J. Electr. Electr. Eng.*, vol. 15, pp. 28–36.
- [3] Hadeif, M., Bourouina, A. & Mekideche, M. R. (2008). Parameters Identification of DC Motor via Moments Method. *Iran. J. Electr. Comput. Eng.* vol. 7, pp. 159–163.
- [4] Shanmuga, N. B., Mythile, A., Pavithra, S. & Nivetha, N. (2020). Parameter Identification of a DC Motor. *Int. J. Sci. Technol. Res.* Vol. 9, pp. 5746–5755.
- [5] Amiri, M. S., Ibrahim & M. F., Ramli, R. (2020). Optimal parameter estimation for a DC motor using genetic algorithm. *Int. J. Power Electr. Drive Syst.* Vol. 11, pp. 1047–1054.
- [6] Lankarany, M. & Rezazade, A. (2007). Parameter Estimation Optimization Based on Genetic Algorithm Applied to DC Motor, In Proceeding of the International Conference on Electrical Engineering, Lahore, Pakistan, 2007, pp. 1-6, doi: 10.1109/ICEE.2007.4287313.
- [7] Jesenik, M., Hamler, A., Trbušić, M. and M. Trelep. (2000). The Use of Evolutionary Methods for the Determination of a DC Motor and Drive Parameters Based on the Current and Angular Speed Response. Faculty of Electrical Engineering and Computer Science, University of Maribor, Koroška cesta 46, 2000 Maribor, Slovenia, 2020. <https://doi.org/10.3390/math8081269>
- [8] Amiri, M., Ibrahim, M. & Ramli, R. (2020). Optimal parameter estimation for a DC motor using genetic algorithm. *International Journal of Power Electronics and Drive Systems*, Vol 11, June, pp.1047-1054, <http://doi.org/10.11591/ijpeds.v11.i2.pp1047-1054>.
- [9] Ruseva V., A. Krasteva. (2023). Using the Matlab Programming Environment in the Course of Student Training in the Electrical Machines Discipline. In Proceeding of the 46th MIPRO ICT and Electronics Convention (MIPRO), Opatija, Croatia, IEEE, 2023, pp. 1561-1566.
- [10] Chernykh I. V. (2008). Modelling of Electrotechnical Devices in MATLAB, SimPowerSystems and Simulink, DMK Press, Moscow.
- [11] Bebikhov Y.V., A.S. Semenov, M.N. Semenova, I.A. Yakushev. (2019). Analysis of Methods of Simulation Modelling of Technical Systems in the Matlab Environment. Modelling, *Optimisation and Information Technologies. Scientific Journal*, vol. 7, No. 3, 2019.

